

MICLYN VENTURE

45M / 70TBP / AHT



PRINCIPAL PARTICULARS

Year Built	2008
Place Built	Rushan City Shipbuilding, China
Design	Conan Wu
Flag	Port Kelang, Malaysia
Length Overall	45.00 m
Length BP	43.50 m
Breadth Moulded	12.60 m
Depth Moulded	5.30 m
Draft (max)	4.50 m
Freeboard (SLL)	0.80 m
Class	BV
Notation	1 x Hull x Mach, Tug; Special Service - Anchor Handling Vessel, Unrestricted Navigation
GRT/ NRT	874.00 T / 262.00 T
Deadweight	593.00 T
Bollard Pull	69.55 T

DECK PARTICULARS

Clear Deck Area	200.00 m ²
Deck Carrying Load	100.00 T
Deck Strength	5.00 T/m ²

PERFORMANCE

Maximum Speed	12 Knots
Economic Speed	9 Knots

PROPULSION SYSTEM

Main Engines	2 x Niigata 6MG28HX, 2500 BHP, 1823 kW @ 750 RPM, Total 5000 BHP
Auxiliary Engines	3 x Cummins KTA 19, 300 kW @ 1500 RPM
Emergency Generator	Cummins 6BT5.9, 91 kW @ 1500 RPM
Bow Thruster	Kamome TCB70, 6.8 T Thrust
Propellers	2 x Fixed Pitch Propellers
Steering Gear System	2 x Electro-Hydraulic with Kort Nozzles
Rudder	2 x Spade Rudders

TANK CAPACITIES

Fuel Oil	486.00 m ³
Fresh Water	266.80 m ³
Drill Water	77.00 m ³
Ballast Water	77.50 m ³

Fuel Oil Pump	60 m ³ /hr @ 60 m head
Fresh Water Pump	60 m ³ /hr @ 60 m head
Drill Water Pump	Nil
Bilge Pump	50 m ³ /hr @ 60 m head

DECK EQUIPMENT

Anchors & Chain	2 x Stockless Anchor 1160 kg each, 605 m x 34 mm (Dia) U2 Stud Link Chains
Tugger Winch	2 x Electro-Hydraulic 10 T @ 15 m/min
Capstan	2 x Electro-Hydraulic 5 T @ 15 m/min
Anchor Windlass c/w Bow	Electro-Hydraulic 24 T

ANCHOR HANDLING & TOWING EQUIPMENT

Anchor Handling Winch	Electro-Hydraulic Double Drum Waterfall Type, Mentrade
Towing Winch	Plimsoll Hydraulic High Pressure Water Fall Type w/ 2 De-Clutchable Drums, Band Brake & Auto Spooler on Upper Drum
AH/Towing Drum Cap	1000 m (L) x 58 mm (Dia) SWR
Spare Reel Drum Cap	1000m (L) x 58 mm (Dia) SWR
Line Pull @ First Layer	150 T @ 6 m/min (1st speed), 75 T @ 12 m/min (2nd speed), 12 T @ 36 m/min (3rd speed)
Brake Holding	225 T @ 1st Layer
Towing Pin	2 x SWL 100 T
Shark Jaw	SWL 200 T
Stern Roller	SWL 200 T, 4200 mm W x 1500 mm (Dia)

ACCOMMODATION

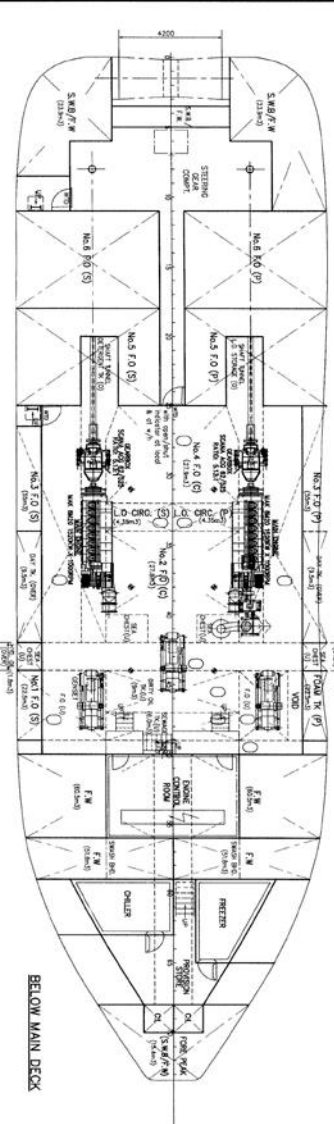
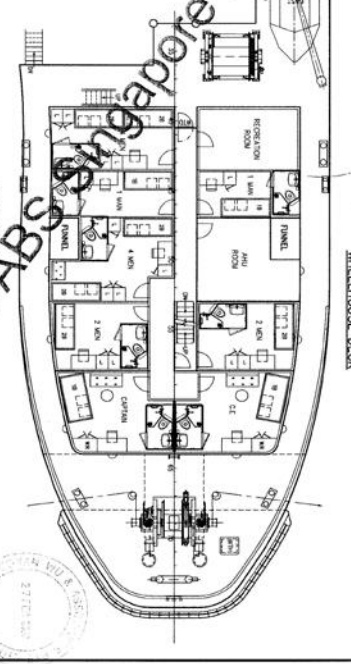
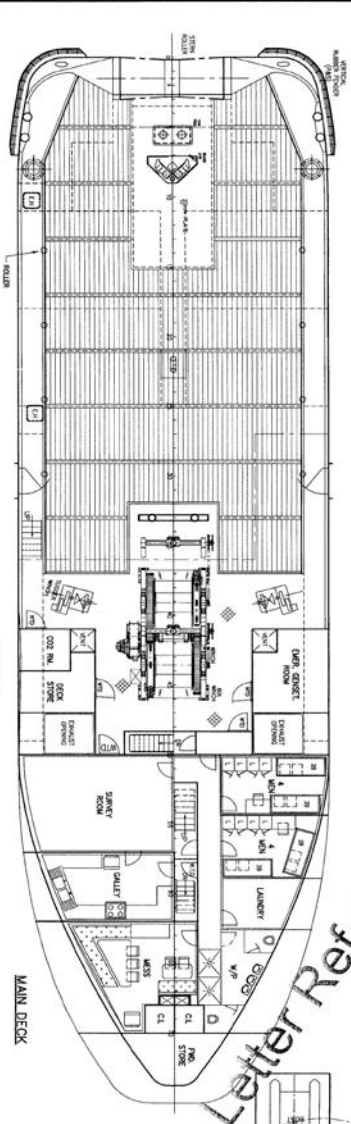
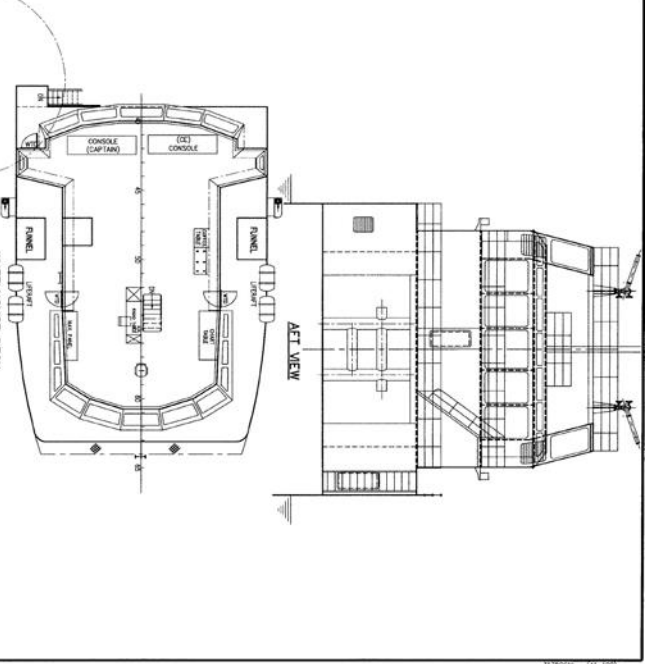
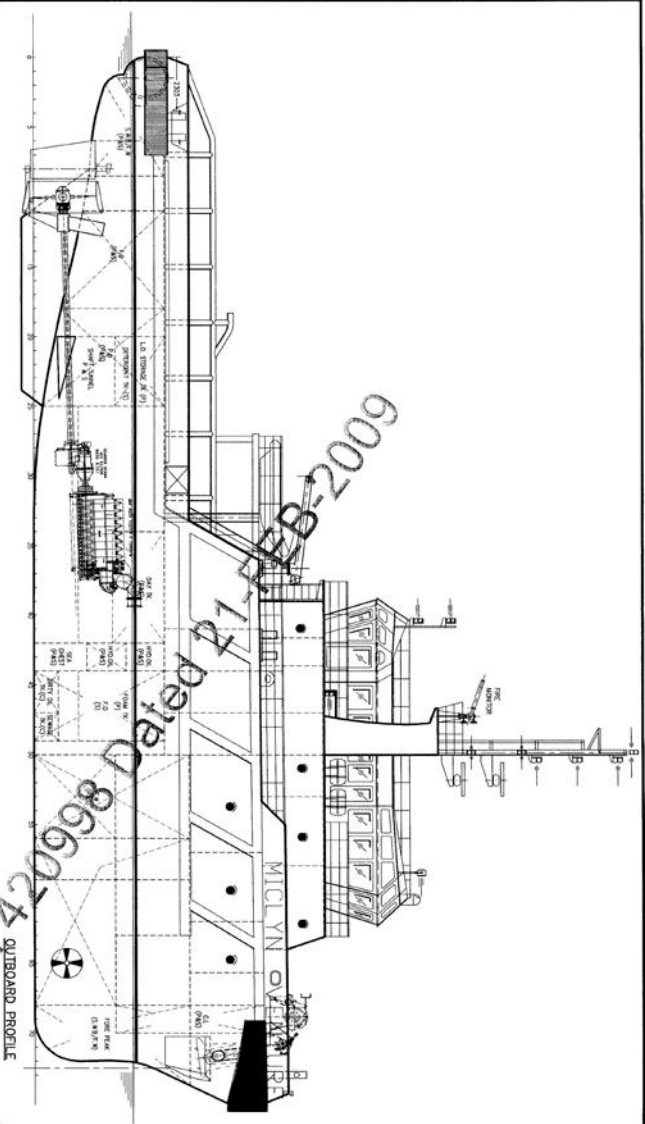
Berths	4 x 1, 2 x 2, 4 x 4 Berths
Total Pax	24

EXTERNAL FIRE-FIGHTING EQUIPMENT

Fi-Fi Notation	1/2 Fi-Fi System, Non-Class
Fi-Fi Monitors	2 x Fi-Fi Monitors, 1200 m ³ /hr, 120 m Throw Length
Fi-Fi Pump	2 x Fi-Fi Pumps, 1500 m ³ /hr

LIFE-SAVING EQUIPMENT

Life Rafts	2 x 25, 2 x 20 Men, SOLAS Compliant
Rescue Boat c/w Davit	1 x 6 Men, 20 HP, 20 L, SOLAS Compliant



PRINCIPAL PARTICULARS

LENGTH O.A. 45.00m
 LENGTH WL 43.50m
 BEAM MLD. 12.60m
 DEPTH MLD. 5.30m
 DRAFT DESIGNED/MAX. 4.00m/4.5m
 COMPLIMENT 24 MEN



45m ANCHOR HANDLING TUG General Arrangement	
TITLE 45m ANCHOR HANDLING TUG General Arrangement	SHEET NO. 217101-100
CONAN WU & ASSOCIATES NAVAL ARCHITECTS	DRAWING NO. CA312/G-1
SCALE 1:100	DATE 17 FEB 2009

See ABC order Letter Ref 42098 Dated 17 FEB 2009