

Flat Top Deck Cargo Barge

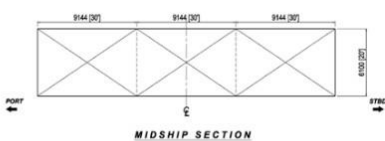
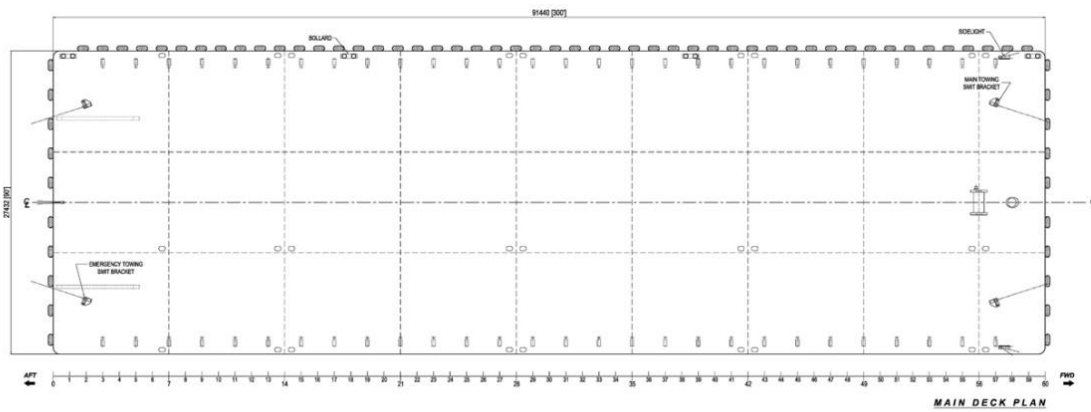
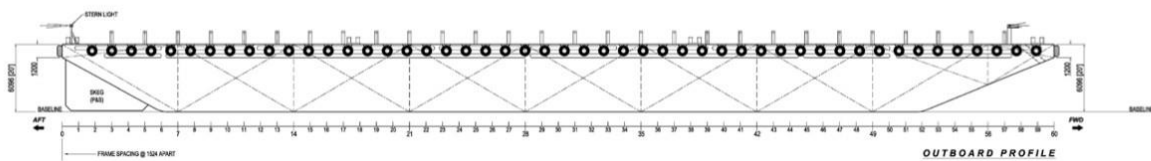
GENERAL

Year Built	2006
Flag / Port of Registry	Singapore / Singapore
Official Number	3982
Class / classification	Bureau Veritas
GRT / NRT	3,931 t / 1,179 t
Length Overall	300 ft (91.44 m)
Breadth	90 ft (27.43 m)
Depth Loaded	20 ft (6.09 m)
Draft Loaded	15.5 ft (4.80 m)
Dead Weight	8,900 t (approx.)
Deck Loading	15 t / m ²
Transverse Bulkhead	Eight (8)
Longitudinal Bulkhead	Two (2)



DECK EQUIPMENT

Anchor Winch	1 x 10 t anchor windlass (Diesel Driven)
Anchor	1 x 2,100 kg stockless bower anchor
Anchor Wire	200 m x 37.5 mm galvanized wire rope
Smit Brackets	4 x smit towing brackets - P&S, fwd and aft
Stanchions	NIL
Navigation Lights	1 set solar type, P&S at fwd and aft
Mooring Bollards	4 sets double mooring bollards each side (deck)



PRINCIPAL DIMENSIONS

LENGTH OVERALL	91.440 M (300'-0")
BREADTH MOULDED	27.432 M (90'-0")
DEPTH MOULDED	6.096 M (20'-0")
DRAFT MOULDED	4.800 M (15'-6")
FRAME SPACING	1.524 M (5'-0")
DECK LOADING	15,000 T/m ²

CLASS: ABS